

# Mohammed VI Prize for the Climate and Sustainable Development

## NOMINATOR GUIDE

<http://prize-fm6e.org>



**His Majesty King Mohammed VI**

# CONTENTS

## Introduction

### Phase 1: Call for Nominators

General information .....	4
Information about the organisation .....	5
Accreditations .....	6
Acceptance of terms and conditions.....	7

### Phase 2: Call for Nominations

Connecting to the nomination portal.....	8
Downloading the form .....	9
Information about the organisation .....	10

## INTRODUCTION

---

The Nominator Guide for the Mohammed VI Prize for the Climate and Sustainable Development explains how to apply to become a Nominator and how to submit nominations for the Prize.

The awarding of the Mohammed VI Prize for the Climate and Sustainable Development takes place in three phases:


- 1. Call for Nominators**
- 2. Call for Nominations**
- 3. Assessment of Nominations and selection of laureate.**

Both Nominators and Nominees are implicated in phases one and two.

## PHASE 1: CALL FOR NOMINATORS

Each edition of the Mohammed VI Prize for the Climate and Sustainable Development starts with a call for Nominators. This call is made after the meeting of the Strategic Committee, which marks the launch of the edition of the Prize. The length of this call is set during this meeting.

After the announcement of the edition, access to the platform [prize-fm6e.org](http://prize-fm6e.org) is open to submit your request to become a Nominator.



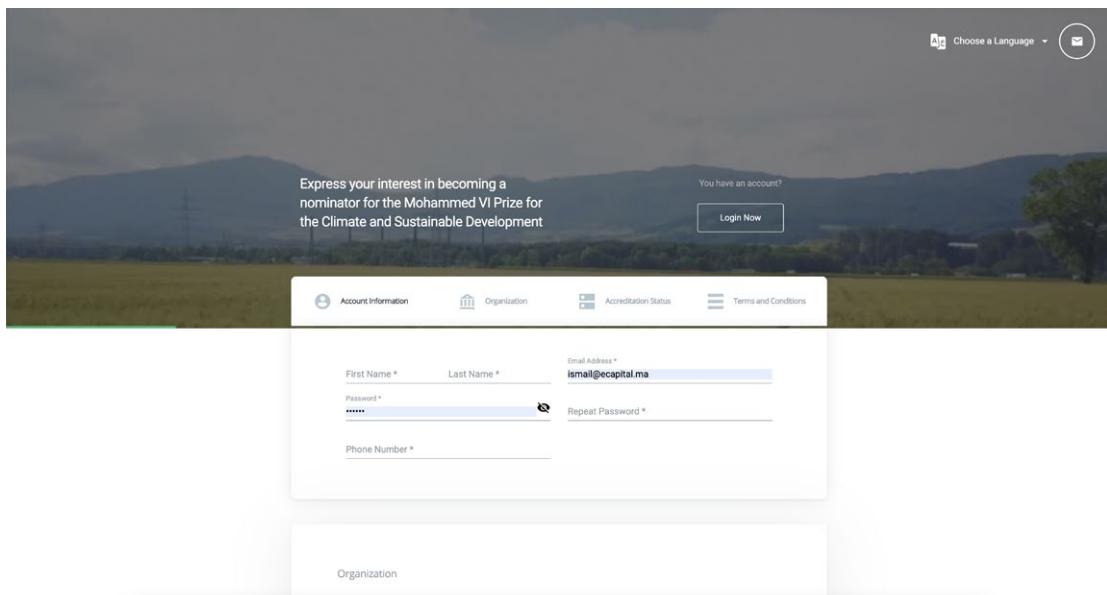
Fill in your email address and password to access your account.

If you don't have an account yet, create one by clicking the button "Become a Nominator".

The form is made up of four sections:

### 1. 1. General information

All the general information is mandatory.



## 2. Information about the organisation

The information about the organisation you represent is for the most part mandatory.

The screenshot shows a dark navigation bar at the top with four items: 'Account Information' (person icon), 'Organization' (building icon), 'Accreditation Status' (document icon), and 'Terms and Conditions' (hamburger menu icon). Below this is a white form titled 'Organization'. The form contains the following fields and sections:














- Organization**
  - Name of Organization \* (text input)
  - Year of Creation (text input)
  - Address of Headquarters \* (text input with a double slash icon)
  - Please give a brief presentation of your Organization (text area)
  - Name of Head of Organization \* (text input)
  - Country \* (dropdown menu)
  - max 150 characters (text input with a double slash icon)
- Type of Organization\***
  - Environmental Non-Governmental Organization (button)
  - Independent research institute (button)
  - Higher Education Institution (button)
  - Other (button)
- Focal point**
  - Focal point
  - If focal point is different form the informations submitted in the account information above
- Contact Information**
  - First Name (text input)
  - Last Name (text input)
  - Email Address (text input with value 'ismail@ecapital.ma')
  - Phone Number (text input)

### 3. Accreditations

In this section, you fill out the accreditations that your organisation has.

Accreditation Status

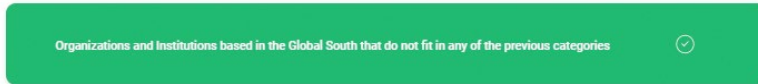
Accreditation Status (check respective accreditation)

 ECOSOC	<input type="radio"/>
 UNFCCC	<input type="radio"/>
 UNESCO	<input type="radio"/>
 UNEP	<input type="radio"/>
 Convention on Biological Diversity	<input type="radio"/>
 UNCCD	<input type="radio"/>
 UNWTO	<input type="radio"/>
 IPCC	<input type="radio"/>
 RAMSAR	<input type="radio"/>
 IUCN	<input type="radio"/>
 SDGPS	<input type="radio"/>
 FAO	<input type="radio"/>
 UNSSC	<input type="radio"/>
Organizations and Institutions based in the Global South that do not fit in any of the previous categories	<input type="radio"/>
Other	<input type="radio"/>

**Please note :** each accreditation has additional sections, containing the type of accreditation acquired and the year.

There is a dedicated section for the organisations and institutions of the Global South as defined by the United Nations, which don't fit into any of the categories listed. It explains the process to follow in that case and the documents to submit to complete your application.

The concept of the Global South is explained in a United Nations document that can be downloaded from [prize-fm6e.org](http://prize-fm6e.org).



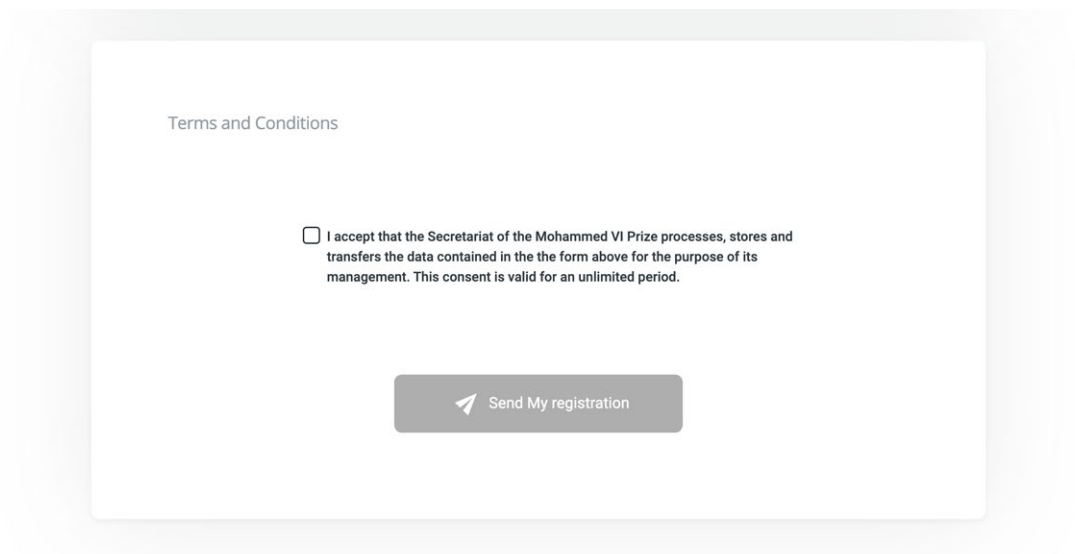
Global South as defined by the UNDP [document](#)

Please send the following documents to [nominator.prize@fm6e.org](mailto:nominator.prize@fm6e.org) under the subject: APP-NominatorGS-(Name of organization):

- A letter justifying the interest in becoming a nominator
- A detailed note on the activities of the Organization in areas linked to the Prize: Societal and Civil Commitment, Business and Entrepreneurship, Applied Research
- A pledge of integrity on political un-affiliation

#### 4. Acceptance of terms and conditions

Once the form is filled out, click the button “send my registration”.



You'll receive a registration confirmation email within a few moments. Click on the link inside the email to activate your account.

If you don't immediately receive the confirmation email in your inbox, check your spam.

Your application is now saved and sent off for assessment.



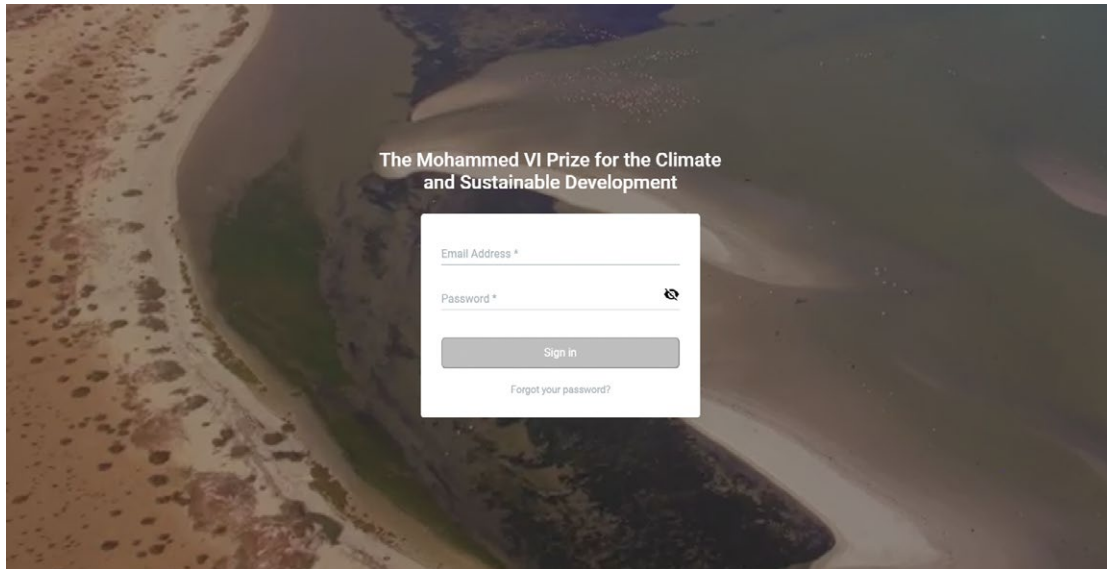
## PHASE 2: CALL FOR NOMINATIONS

### 1. Connecting to the nomination portal

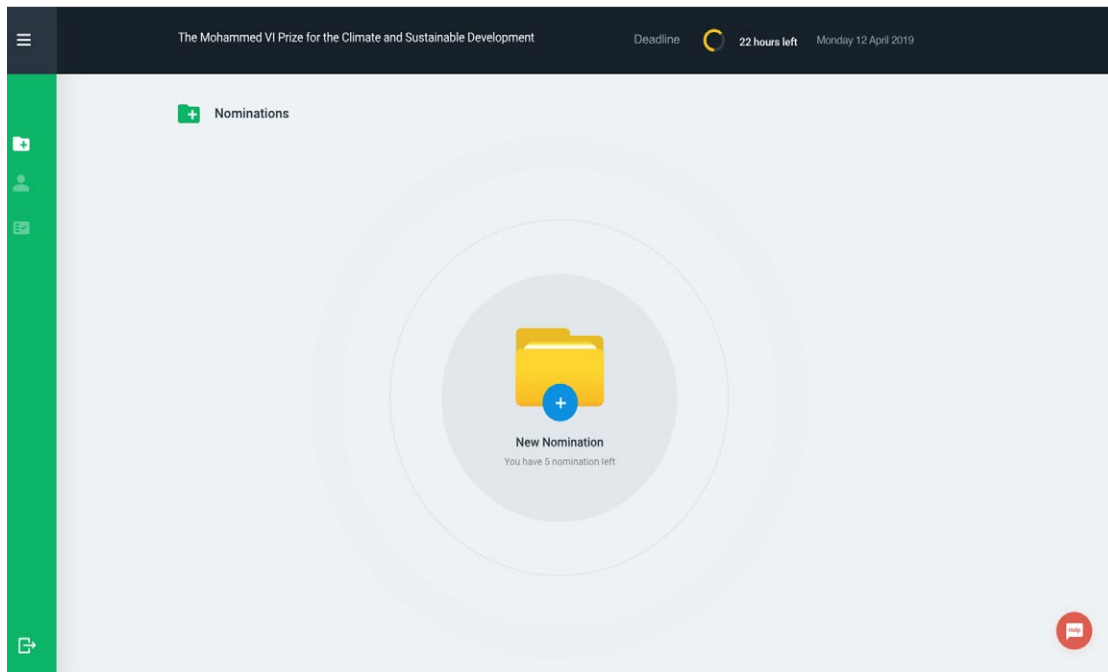
Once the Secretariat has processed your application and the Strategic Committee has approved it, you'll receive an email confirming your role as a Nominator in the next edition of the Mohammed VI Prize for the Climate and Sustainable Development.

You can begin to submit nominations on [prize-fm6e.org](http://prize-fm6e.org) once the call for nominations has been launched. This call coincides with the end of the process for assessing and approving Nominators.

Connect to the platform with the login details you created previously.

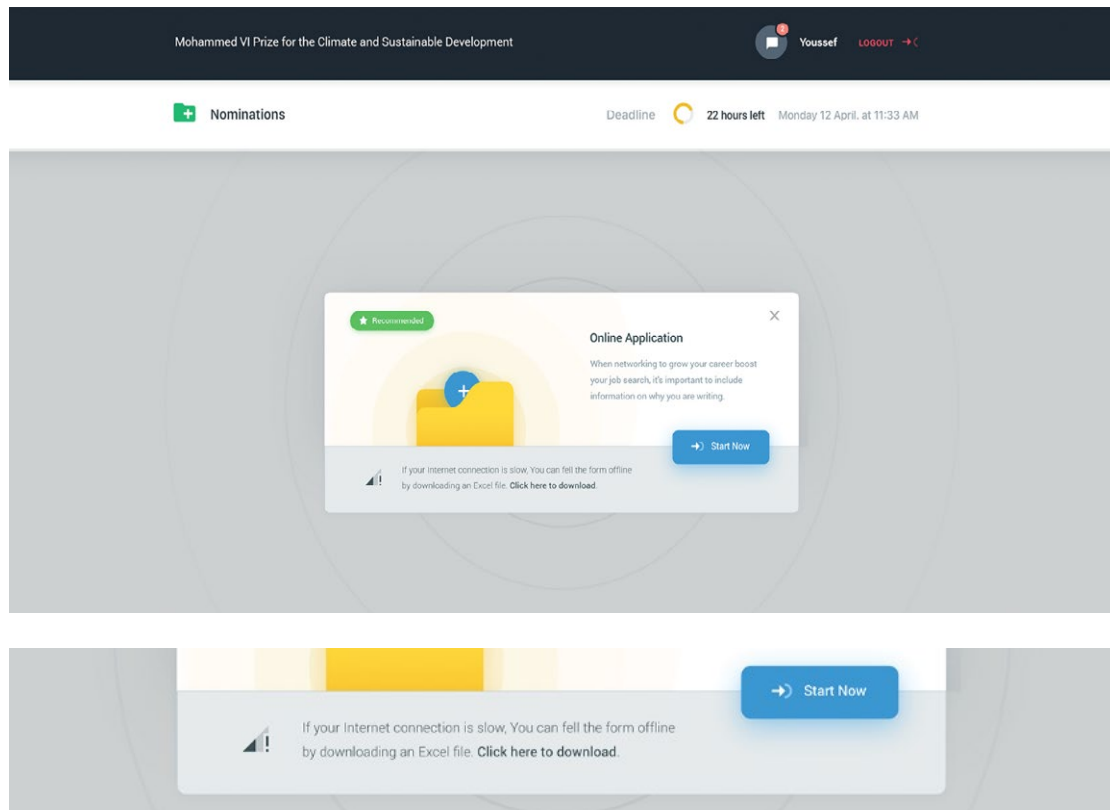


Once connected, you get access to the platform to fill out nominations.



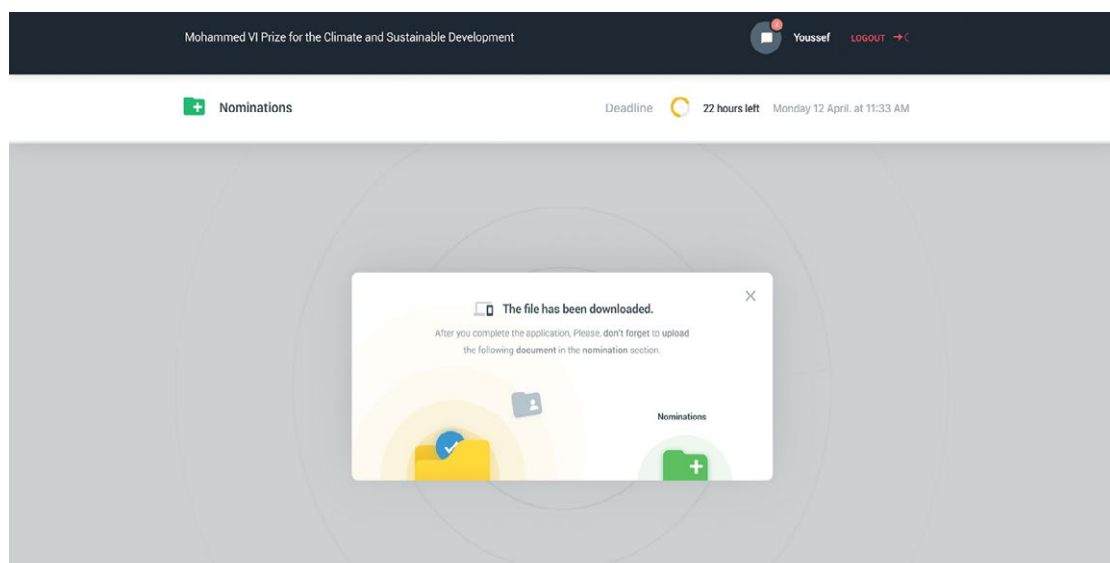
You have the choice between two options:

- Filling out the online form by clicking the blue button “Start now”.
- Downloading an Excel form by pressing on “click here to download”, filling it out and then uploading it to the platform.



## 2. Downloading the form

If you choose to download the form, a message invites you to do so on the platform.



### 3. Information about the organisation

If you choose to fill out the online form, as a Nominator, you will have to fill out the General Information section in its entirety.

Make sure you have answered all the mandatory questions in the General Information section. Once the section is filled out completely, the icon on the left-hand side panel is automatically checked.

Once the General Information section is completed, you will be invited to write down the name and address of the focal point of the initiative. They will fill out the details in the other sections of the form.

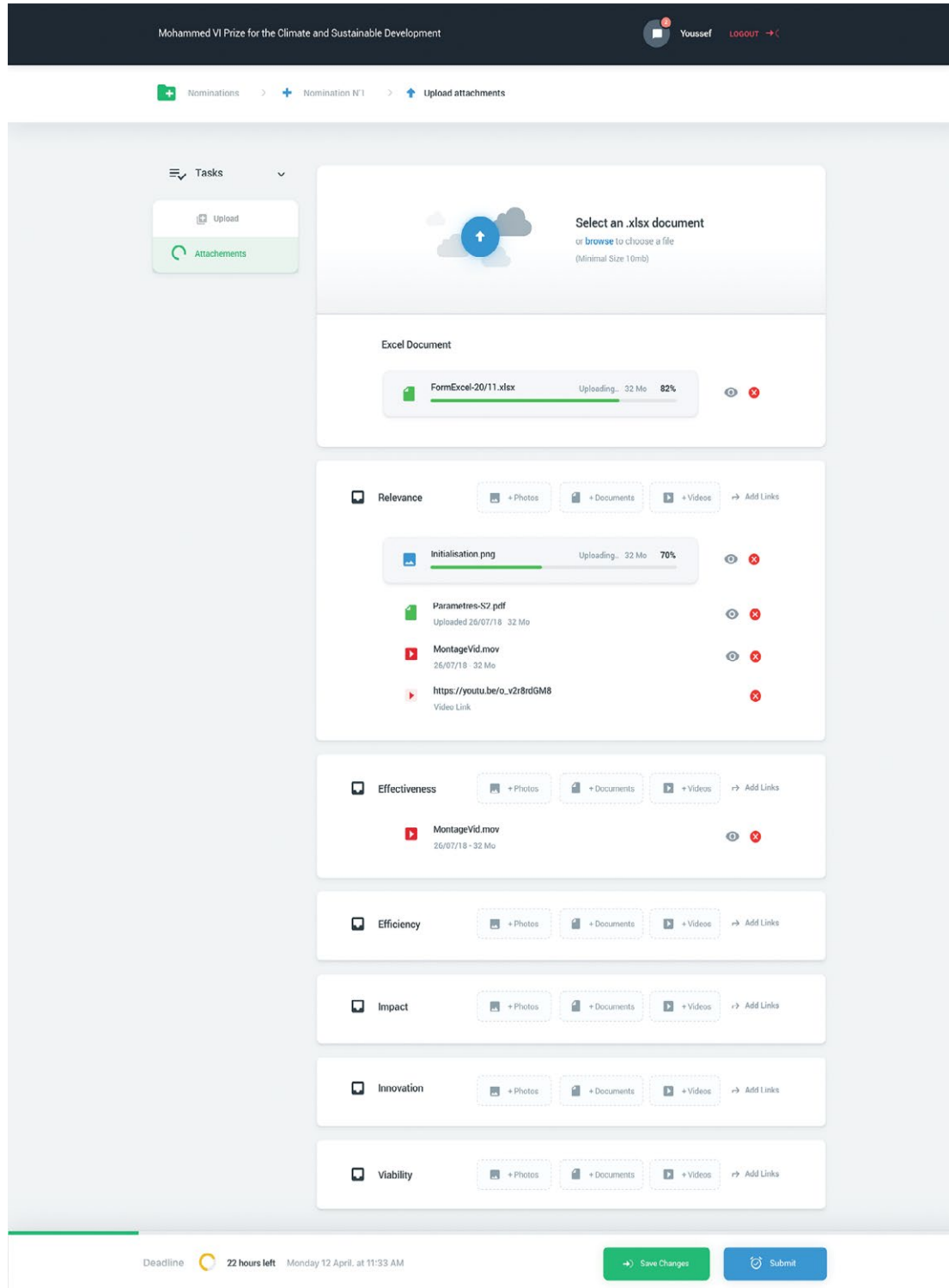
Finally, you can submit your nomination for the pre-screening phase. Once your nomination is approved in this pre-screening phase, the focal point of the initiative that you nominated will receive an email inviting them to access the platform to fill out the form.

You will then be able to see their progress.

# NOMINATOR GUIDE

system won't warn you about any missing information in the form, and your application would therefore not be considered.

When you fill out the form on the platform, the nominator is invited to attach any supporting documents before submitting it.

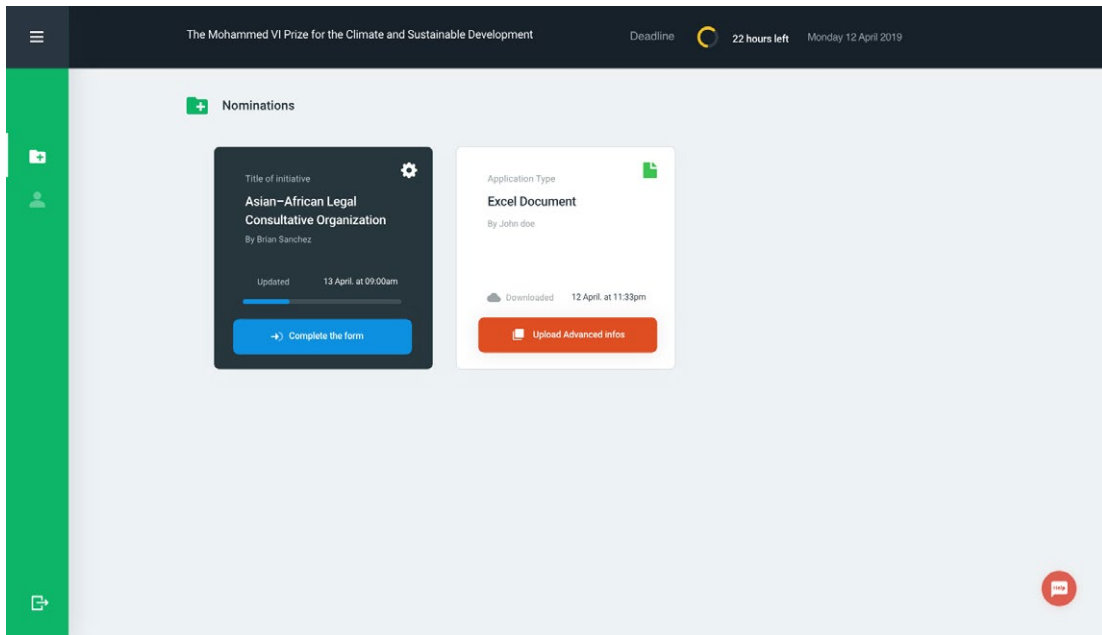


# NOMINATOR GUIDE

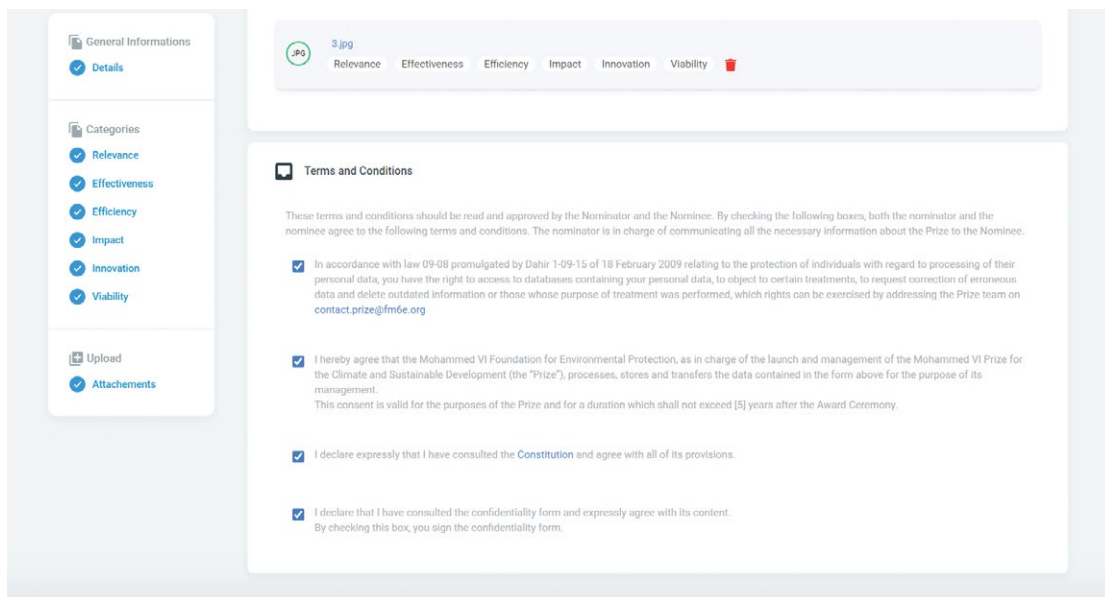
Please note, given the length of the form and the amount of information required for each nomination, it is highly recommended that you prepare your application in advance.

However, don't worry: you can begin filling out your form, save it and complete it later. The information input will not be lost.

The home page of nominations shows you the number and progress of each of them.



When the Nominee has filled out the detailed information form, the Nominator receives an email inviting them to submit the completed Nomination, checking the accuracy and veracity of the information provided by the Nominee. The Nominator submits the information provided by the Nominee by checking the “terms and conditions” box.



And that's it! You've completed the nomination process of the Mohammed VI Prize for the Climate and Sustainable Development.

Don't forget, you can only submit up to five nominations. It is thanks to you and your work as a Nominator that the Mohammed VI Prize for the Climate and Sustainable Development will be able to reward the most innovative initiatives to reduce the impact of climate change and promote Sustainable Development, giving them visibility and global scalability.



